

Class 2 (KS1) Newsletter Summer 1 2024

Welcome back! I hope that you all had a lovely Easter, and the children enjoyed the break. We all wrote about our Easter holidays on the first Monday back and I got to hear all about the lovely things they did and the places they visited. I can't believe we are in the final term of the year! It is always a lovely term but extremely busy but hopefully with warmer and brighter weather.

Our topic for this half term is '**Australia**,' with a focus on the question '**Is the Barrier Reef the only Great thing in Australia?**' On Wednesday we gathered in groups to discuss anything that we already know about Australia. We also talked about what we would like to learn about and some questions we might want answered. There was lots of lovely discussions and contributions.

I'm sure you all know the following by now, but a reminder is always good!

Routines in Class 2:

Water bottles: Please ensure your child brings a named and full water bottle (with water) to school every day. They live in a box on the shelf next to the main door throughout the day and we can refill them if they are emptied.

Reading: Children will read to an adult in school at least once a week as well as a guided reading session once a week. Please read with your child as often as possible (at least 3 times a week is preferable), even if only for a few minutes. Please date and sign their reading record each time they read to you. There is a chart stuck in their reading diaries. Every time your child reads, please colour in a box/initial on the relevant week and day. They will be rewarded with dojo's for however many times they read a week.

PE: PE is on a Monday and Thursday afternoon. Your child will need to come in their Holy Trinity PE kits on those days. Monday afternoon will be with me and as the weather improves, we will be doing this outside but will have the church if it is wet. Thursday will be outside with Josh, where the children will experience different skills for different sports.

Book Bags: Whilst we try to check children's book bags, there may be times when we can't. **Please encourage your child to hand any reply slips or money to a member of staff as they come into school. Please can you also check your child's book bag on a daily basis as there is often something in there for you to read.**

Below is an overview of some of the things that the children will be doing this half term. I also post updates and information on Dojo and appreciate all of your comments and messages 😊

Thank you for your continued support. If you have any questions or queries about anything, then please do not hesitate to phone/email me: j.johnson-cooper@southwellhollytrinity.org.uk



Miss Johnson-Cooper

English

We will read and look at different books and texts linked to our topic - Australia. These will include:

An Interview with a Kangaroo, A Day on our Blue Planet - In the Outback, Where on Earth? Australia! And Wilam - A Birrarung story.

We will write some questions that we would like to ask if we were interviewing Australian animals. We will create a leaflet to inform people about Australia and persuade them to visit there. We will also write a fact file about Australia.



Maths

In maths:

Year 1's will learn how to count in 2's, 5's and 10's and practice this through fun dances and songs. They will learn about and recognise equal groups (start of multiplication). Children will learn about arrays and then make equal groups by sharing and grouping (start of division). They will then move on to fractions and recognise and find half of an object or shape. This will then progress to recognizing and finding half of a quantity.

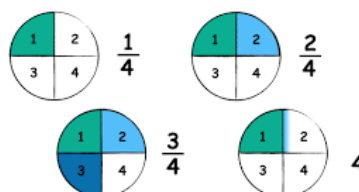
Using Arrays



Year 2's will learn more about division linking this to the 2, 5 and 10 times tables. We will go into more depth with doubling and halving and odd and even numbers. They will then start learning about fractions - finding a half, quarter and a third building up to two quarters. They will also look at how to write fractions as a number and begin to add them together.

My Times Tables		
2 times table	5 times table	10 times table
0 x 2 = 0	0 x 5 = 0	0 x 10 = 0
1 x 2 = 2	1 x 5 = 5	1 x 10 = 10
2 x 2 = 4	2 x 5 = 10	2 x 10 = 20
3 x 2 = 6	3 x 5 = 15	3 x 10 = 30
4 x 2 = 8	4 x 5 = 20	4 x 10 = 40
5 x 2 = 10	5 x 5 = 25	5 x 10 = 50
6 x 2 = 12	6 x 5 = 30	6 x 10 = 60
7 x 2 = 14	7 x 5 = 35	7 x 10 = 70
8 x 2 = 16	8 x 5 = 40	8 x 10 = 80
9 x 2 = 18	9 x 5 = 45	9 x 10 = 90
10 x 2 = 20	10 x 5 = 50	10 x 10 = 100
11 x 2 = 22	11 x 5 = 55	11 x 10 = 110
12 x 2 = 24	12 x 5 = 60	12 x 10 = 120

How do we name fractions?



Phonics

In phonics **Year 1's** will continue to recap and embed set 3 phonemes. We will read phonics-based stories where we can apply our phonic knowledge, but the stories will also cover lots of the common exception words that we can't sound out. We will continue to write sentences to apply the phonemes and alternative phonemes such as ee/ea.



Year 2's will learn the rules for adding le, al and el at the end of words such as little, metal, camel. We will recap on other spelling patterns that we have learnt over the year and practice the spellings of these words and the common exception words.

-el' or '-le'?

In Year 2, children may work on words ending in 'le', such as little or stable, understanding that '-el' is less common but used after the following letters: w, v, r, n, m and s, e.g. travel, fennel and trowel.

In addition to this, children may learn how to spell words ending in 'al' and 'il', such as animal, carnival and pencil, so not to confuse with words ending in 'el' and 'le'.

words ending in '-tion'

Children may learn this spelling pattern in year 2.

words ending in 'y'


To prevent children from misspelling the ending with an 'i', children may be taught that 'y' is the most common ending for this sound, e.g. reply and fly.

adding '-es'

When adding '-es' to verbs and nouns ending in '-y', children may be taught that the 'y' becomes an 'i' before the '-es' is added, e.g. hurry - hurries and berry - berries.

Science, History & Geography

In Science children will learn about living things and their habitats. This links well with our work for the interpretation boards at Squires Pond in Southwell.



In History we will find out the history of Australia including the Aboriginal communities, culture and traditions.



In Geography we will learn all about the geography of Australia including landmarks, the different parts and their names and the actual continent itself. We will create a leaflet to persuade people to visit there.



RE & Heart Smart

RE this term will focus on places of worship. We will think about our special places and what makes them special including how they make us feel. We will look at churches - what's inside them and what they are for. We will also learn about the Jewish faith and a Synagogue. We will learn about Jewish artefacts and our visit to the Synagogue will be a great way to do this!



In Heart Smart the theme is 'Fake is a Mistake'. Children will learn that there never has and never will be another them. They will learn that not all thoughts they have about themselves are true. We will learn how different emotions feel and what they might look like in our bodies. We will also think about whys we can be polite with others, for example when a visitor comes to school.



Computing

This half term we will use Purple Mash to create a fact file about Australia. We will also learn about famous Australian people and use Purple Mash to research and create some information about them.




Steve Irwin



Famous Aboriginals

PE

On a Monday children will be doing athletics with me. On a Thursday Josh will be doing different ball games including team games and multi-skills.



Music

In Music we will learn all about Tiddalik the frog. Tiddalik is an Aboriginal 'Dreamtime' story. from Australia. The music will focus on rhythm, pulse, tempo and pitch.



Art & Design & Technology

In Art we will be having a WOW Day where we will focus on Aboriginal art. We will create our own pieces of Aboriginal art for the display.



Sticky Knowledge

Sticky knowledge is **effectively knowledge that will stay with us forever**. In other words, an alteration has happened to our long-term memory.

The sticky knowledge we would like the children to gain this half term is:

Living Things and Their Habitats

Key Vocabulary	
life processes	These are the things that all living things do. They move, breathe, sense, grow, make babies, get rid of waste and get their energy from food.
living	Things that are living have all the life processes .
dead	Things that are dead were once living . They did have all the life processes but don't now.
never living	Things made out of metal, plastic or rock were never living . They never had the life processes .
food chain	A food chain shows how each animal gets its food. Food chains are one of the ways that living things depend on each other to stay alive.
food sources	This is the place a living thing's food comes from.

Key Vocabulary

habitat	A habitat is the natural place something lives. A habitat provides living things with everything they need to survive such as food, shelter and water.
microhabitat	A microhabitat is a very small habitat in places like under a rock, under leaves or on a branch. Minibeasts live in microhabitats . The microhabitats have everything they need to survive.
depend	Many living things in a habitat depend on each other. This means they need each other for different things.
survive	This means to stay alive.



- ✓ Rhythm: short, fast notes and longer, slower notes
- ✓ Pitch: high notes and low notes
- ✓ Tempo: fast
- ✓ Pulse: the steady beat in a piece of music
- ✓ Canberra is the capital city of Australia.

Australian Wildlife

Australia has lots of unique wildlife. Some cannot be found naturally anywhere else in the world!

These include koalas, kangaroos, kookaburras, emus and platypuses.



Climate

Australia's seasons are the opposite to the seasons in the United Kingdom. When the UK is in winter, Australia is in their summer and when the UK is in summer, Australia is in their winter.



Mostly, summertime is very hot and dry. Summer lasts from December to March. People celebrate Christmas on the beach!



Aboriginal Australian Art Symbols



Uluru (also called Ayers Rock) is located in the centre of Australia.

Uluru is 348 metres high and over 600 million years old!

The Great Barrier Reef is the biggest coral reef in the world.

It is 1400 miles long and is home to more than 1500 species of fish!



Photo courtesy of iStock by Getty Images (Shutterstock) - general, outdoor nature, landscape - Australia

Generations of Aboriginal and Torres Strait Islander Peoples were able to pass down important cultural stories by using symbols and icons portrayed in artwork.	Each symbol communicates and shares the meaning of their life on earth, important rituals, food and customs.	These symbols form an important part of Aboriginal and Torres Strait Islander Peoples art and can vary from region to region but are generally understood. Aboriginal art has been used for thousands of years to convey stories and messages that are extremely important to their cultures. Aboriginal artists create their works based on how the land was created, basing their subject matter mainly on patterns and animals.	The iconography used when applied to any surface then converts it to having religious or time-honoured meaning.			
boomerang	bush berry	bush tucker	campfire	digging sticks	emu tracks	goanna tracks
heavy rain	human tracks	hunting boomerang	kangaroo tracks	man sitting	meeting place	moving kangaroo tracks
people sitting	possum tracks	rain	sandhill or cloud	snake	spear	sun or star
travelling resting place	water	water holes	witchetty grub	woman	women sitting	4 women sitting

Important Features of a Jewish Synagogue



Bimah

A raised platform where most of the service takes place. The Torah readings happen here.




Siddur

This is the main prayer book.

Ark

The Ark is a cupboard in which the Torah scrolls are kept.



Torah Scrolls

The scrolls contain the words of the Hebrew Bible.

The Eternal Light

This hangs above the Ark and is always burning to remind everyone that God is always with them.



Memorial Boards

These are boards full of name plates. Each name plate remembers someone who has died.

Show and Tell

I hope you have all received the show and tell timetable for the half term.

Show and Tell is very popular in Class 2 and we want to build the children's confidence at speaking in front of the class and to develop their speaking and listening skills. Please can the children bring a maximum of 3 objects/items. You can also send me photos/videos/PowerPoints on Dojo or via email.



Other Useful Information

Please see the summer dates letter.

More information will follow regarding lots of the events but please ask/email if you have any questions/queries.